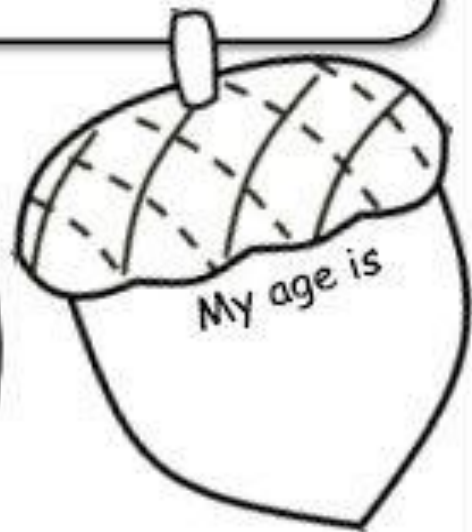













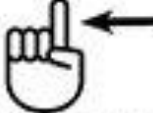

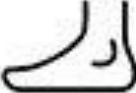





# ABOUT ME

My name is



✂

ear		arm	
eye		teeth	
mouth		leg	
nose		hand	
hair		face	
lips		elbow	
finger		knee	
foot		neck	
head		eyebrow	

4

Activity: The parts of the face

Name: \_\_\_\_\_ Date: \_\_\_\_\_

Cut and paste the parts of the face



mouth



nose



eye



eye



ear



hair



ankle



arm



cheeks



chin



ears



elbow



eye



finger



foot



forehead



hair



head



hand



knees



legs



lips



mouth



nails



neck



nose



palm



shoulder



stomach



teeth



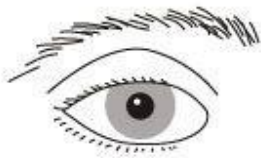
toe



tongue

Find the body parts written below in the crossword grid. Colour them.

P	E	Y	E	A	C	F	O	G	R
M	S	T	V	K	B	L	I	P	S
A	C	H	I	N	S	U	M	T	N
F	J	E	S	O	Q	Z	A	K	E
H	A	N	D	S	W	N	I	D	C
E	J	K	A	E	P	T	S	C	K
D	G	O	I	R	E	A	R	S	U
A	R	M	F	X	A	I	M	D	K
B	Y	H	E	J	L	F	E	E	T
S	T	O	M	A	C	H	Z	C	G



FEET

EYE

LIPS

HANDS

NOSE



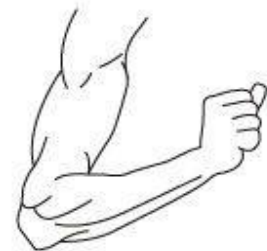
EARS

ARM

NECK

STOMACH

CHIN



# Parts of the Body

## Directions

- 1- Print this page onto construction paper,
- 2- Ask your students to colour,
- 3- Cut around the edges of the dice pattern.
- 4- Fold and glue where indicated to assemble the dice.

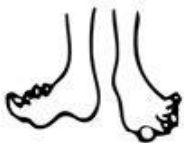
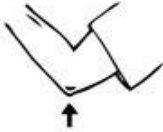


Let's Play



My name is \_\_\_\_\_

### Match and unscramble the words



nose

nose

hand

ears

arms

eye

feet

hair

legs

elbow

Colorea los dibujos y escribe sobre la línea de puntos sus nombres en inglés: **PARTS OF THE BODY**



.....



.....



.....



.....



.....



.....



.....



.....



.....



.....



.....



.....



.....



.....



.....



.....



.....



.....

**FOOT**  
PIE

**EAR**  
OREJA

**TEETH**  
DIENTES

**HAIR**  
PELO

**CHEEKS**  
MEJILLAS

**FACE**  
CARA

**TUMMY**  
BARRIGA

**HIPS**  
CADERA

**TOES**  
DEDOS DEL PIE

**BACK**  
ESPALDA

**ARM**  
BRAZO

**HAND**  
MANO

**FINGER**  
DEDO (MANO)

**LEG**  
PIERNA

**BOTTOM**  
CULO

**MOUTH**  
BOCA

**HEAD**  
CABEZA

**TONGUE**  
LENGUA

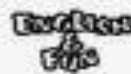
Nombre \_\_\_\_\_

Fecha \_\_\_\_\_

[www.PIPOCLUB.com](http://www.PIPOCLUB.com)



# PARTS OF THE BODY



COMPLETE USING THESE WORDS:

HEAD - EAR - EYE - NOSE - LEG - FOOT  
ARM - HAND - NECK - MOUTH



WRITE TRUE OR FALSE

- 1 - THE BOY HAS GOT LONG HAIR.
- 2 - HE'S GOT SEVEN FEET.
- 3 - HE'S GOT ONE NOSE.
- 4 - HE'S GOT FOUR HANDS.
- 5 - HE'S GOT TWO LEGS.

NOW WRITE FIVE MORE SENTENCES ABOUT HIM

## Body Parts Word Search



Instructions: Find the words in the list below in the grid. Look across for the words. Circle the words. Put a check beside the words in the list when you find them.

ANKLE \_\_\_ ELBOW \_\_\_ HAIR \_\_\_ MOUTH \_\_\_ TEETH \_\_\_  
ARM \_\_\_ EYE \_\_\_ HAND \_\_\_ NECK \_\_\_ THIGH \_\_\_  
BACK \_\_\_ FACE \_\_\_ HEAD \_\_\_ NOSE \_\_\_ THUMB \_\_\_  
CHEST \_\_\_ FINGER \_\_\_ KNEE \_\_\_ SHOULDER \_\_\_ TOES \_\_\_  
EARS \_\_\_ FOOT \_\_\_ LEG \_\_\_ STOMACH \_\_\_ WRIST \_\_\_

Name \_\_\_\_\_



touch



taste

# My 5 Senses

see



hear

smell



# How Many?

Name: \_\_\_\_\_

I have



eyes

I have



mouth

I have



ears

I have



fingers

I have



legs

I have



arms

I have



toes

I have



nose

1 2 3 4 5 6 7 8 9 10

**I Have**  
**18 to 24 months**

*Visual development, attention span, left-to-right progression, and memory/language development*



As you read the sentences slowly to your child, run your finger under the words. Stop under each picture and have your little learner "read" it aloud. Reading pictures is an excellent preparation for reading words. Have fun with this activity!

I have two  ears.

I have two  eyes.

I have one  nose.

I have one  mouth.

I have two  hands.

I have two  feet.

I have ten  ticklish toes.


*More  
Bright Ideas  
for Parents*





Bath time is a wonderful opportunity to reinforce numbers and recognition of parts of the body. Give your child a washcloth and ask her to wash a certain part of her body. For example: "Wash your two hands." Help her if she is not sure. When your child is ready, name another part of the body. When your little one finds it easy to identify one part of the body, say two parts at a time. For example: "Wash your ankle and toes." This game also develops eye-hand coordination.


# All of Me


by Jessica McDonald


My hands are for clapping 

My arms can hug tight 

My fingers can snap 

Or can turn out the light 



My legs are for jumping 



My eyes help me see 


This is my body, 

And I love all of me!

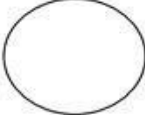
Look at the images, draw the faces and write sentences with your own opinion.

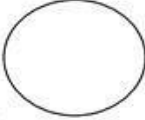

a. I like potatoes  

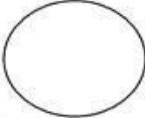

b. I don't like onions  

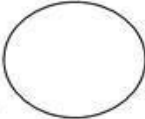

1. \_\_\_\_\_   corn

2. \_\_\_\_\_   carrots

3. \_\_\_\_\_   lettuce

4. \_\_\_\_\_   onion

5. \_\_\_\_\_   potatoes

6. \_\_\_\_\_   celery

**Food likes &  
Dislikes Write (1)**

My name is \_\_\_\_\_



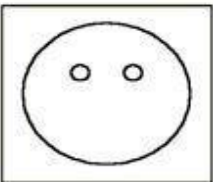
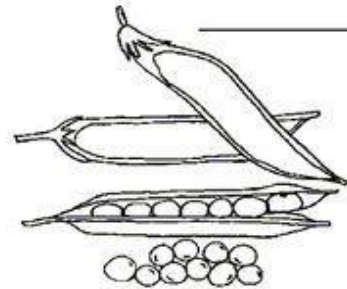

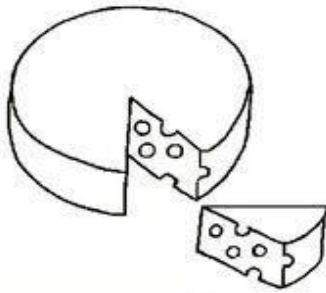


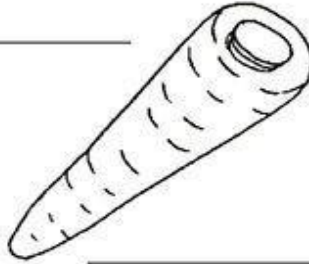

**Do you like...?**



= Yes, I do



= No, I don't



**cheese   peas   carrots   bananas   rice   cookies**



➔ Look, circle and write.


apples bananas pears cakes  
sausages tomatoes

1



I like / don't like bananas.

2




I like / don't like \_\_\_\_\_.

3




I like / don't like \_\_\_\_\_.

4




I like / don't like \_\_\_\_\_.

5



I like / don't like \_\_\_\_\_.

6



I like / don't like \_\_\_\_\_.

➔ Count and colour.

3 = yellow    4 = green    5 = brown    6 = red



black



white



happy



sad



little



big




strong



weak



slow



fast



heavy




light



empty




full




big

# How Are You Feeling Today?



HAPPY




AFRAID



SAD



FRUSTRATED



ANGRY



SMUG




DISGUSTED



CONFUSED



SURPRISED



GUILTY



LONELY



DEPRESSED



ECSTATIC




HOPEFUL



WORRIED



ASHAMED



EMBARRASSED




JEALOUS



DISTRACTED



HOPELESS



EMPTY



CONFIDENT



NERVOUS




ENRAGED



EXHAUSTED



CAUTIOUS



PROUD



SHOCKED



OVERWHELMED




SHY

happy



feliz

sad



triste

relaxed



calmado

angry



enfadado

bored



aburrido

in love



enamorado

scared



asustado

sleepy



cansado

furious




furioso


Name: \_\_\_\_\_

# Color the Nouns


Color the nouns using the key below.




Person



Place












Thing



Name: \_\_\_\_\_

# Person, Place or Thing



	Person		Person
	Place		Place
	Thing		Thing
	Person		Person
	Place		Place
	Thing		Thing
	Person		Person
	Place		Place
	Thing		Thing
	Person		Person
	Place		Place
	Thing		Thing

